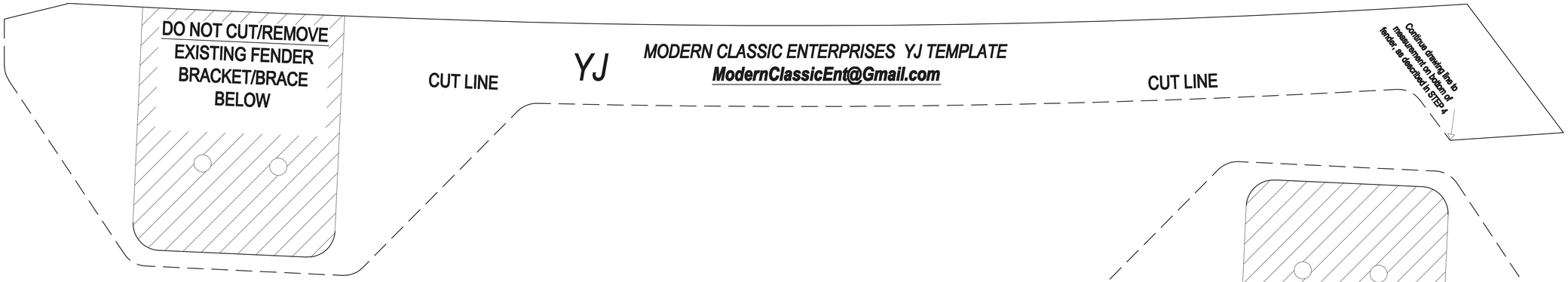
DO NOT CUT/REMOVE
EXISTING FENDER
BRACKET/BRACE
BELOW
CUT LINE
YJ
MODERN CLASSIC ENTERPRISES YJ TEMPLATE
ModernClassicEnt@Gmail.com
CUT LINE
Continue drawing line to measurement on bottom of fender, as described in STEP 4

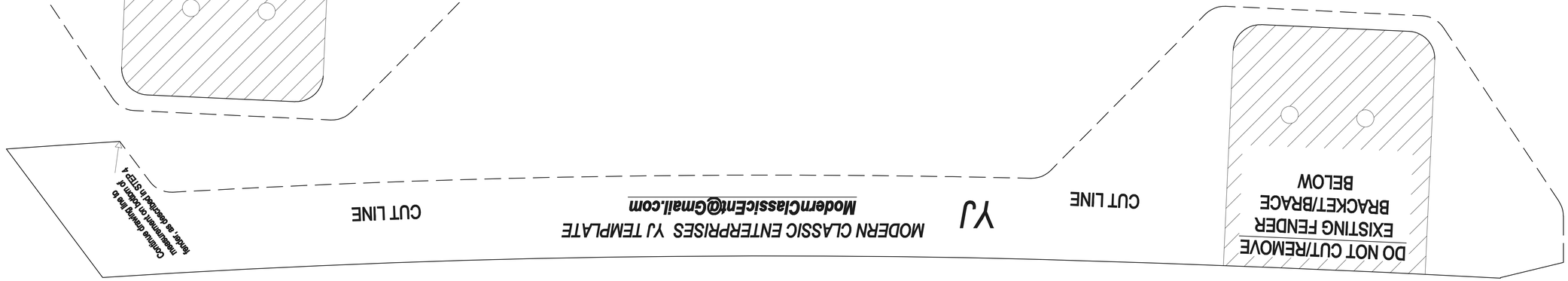
DO NOT CUT/REMOVE
EXISTING FENDER
BRACKET/BRACE
BELOW
CUT LINE
YJ
MODERN CLASSIC ENTERPRISES YJ TEMPLATE
ModernClassicEnt@Gmail.com
CUT LINE
Continue drawing line to measurement on bottom of fender, as described in STEP 4

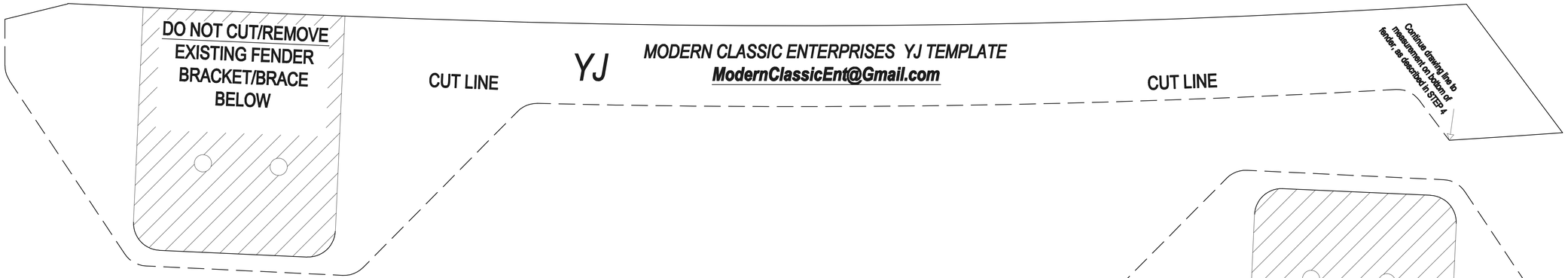
DO NOT CUT/REMOVE
EXISTING FENDER
BRACKET/BRACE
BELOW
CUT LINE
YJ
MODERN CLASSIC ENTERPRISES YJ TEMPLATE
ModernClassicEnt@Gmail.com
CUT LINE
Continue drawing line to measurement on bottom of fender, as described in STEP 4


DO NOT CUT/REMOVE
EXISTING FENDER
BRACKET/BRACE
BELOW
CUT LINE
YJ
MODERN CLASSIC ENTERPRISES YJ TEMPLATE
ModernClassicEnt@Gmail.com
CUT LINE
Continue drawing line to measurement on bottom of fender, as described in STEP 4


DO NOT CUT/REMOVE
EXISTING FENDER
BRACKET/BRACE
BELOW
CUT LINE
YJ
MODERN CLASSIC ENTERPRISES YJ TEMPLATE
ModernClassicEnt@Gmail.com
CUT LINE
Continue drawing line to measurement on bottom of fender, as described in STEP 4